

Edimax IC-7000 Pan/Tilt IP Camera (Audio & Night Vision)

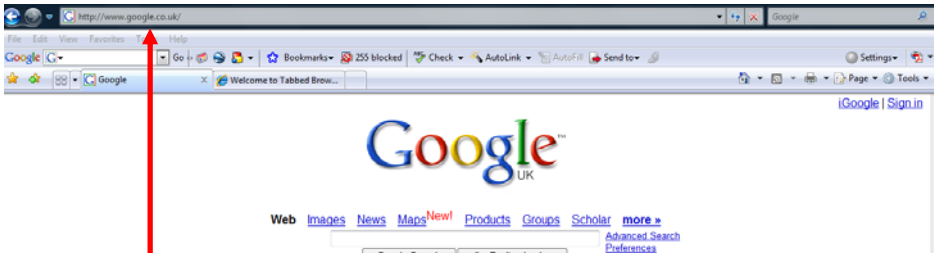
Firmware Upgrade For Windows XP

Firmware Version: IC-7000_V3.3_F2.13

Release Note: To enable Audio Recording function in the Internet Explorer

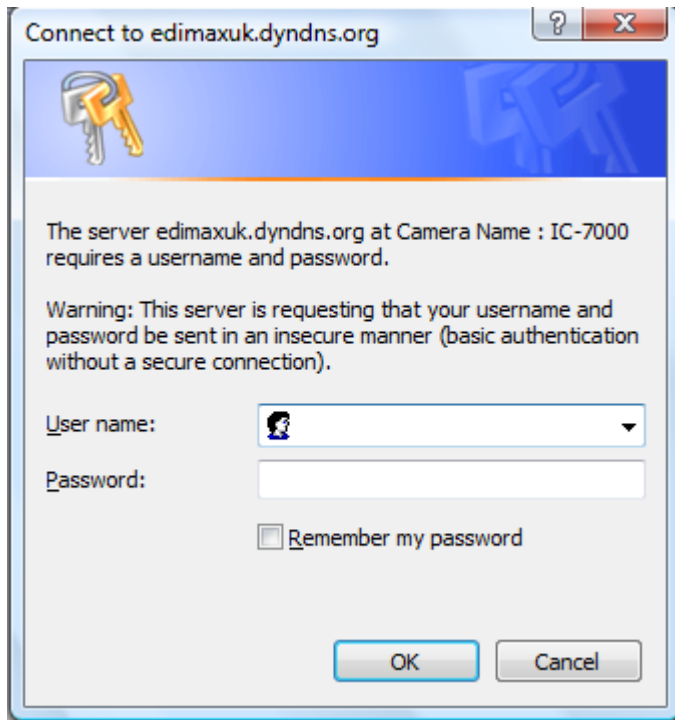
Step 1: Perform The Firmware Upgrade

1. Download the firmware file (IC-7000_V3.3_F2.13.bin) from Edimax website. Save and unzip the IC-7000_V3.3_F2.13.bin file to your computer desktop.
2. Open the Internet Explorer, at the address bar, type the IP address of your IC-7000 and press Enter. (eg: 192.168.2.50)

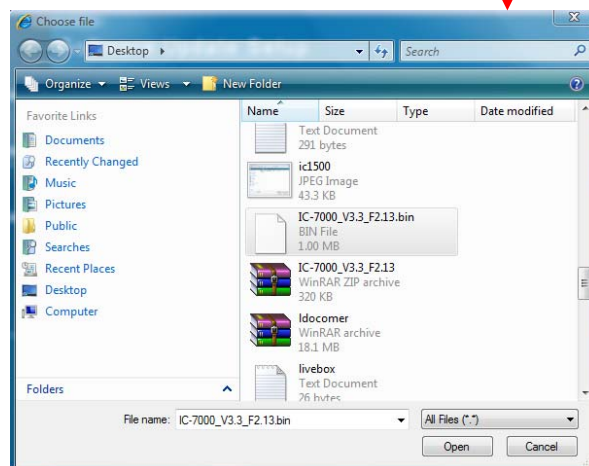
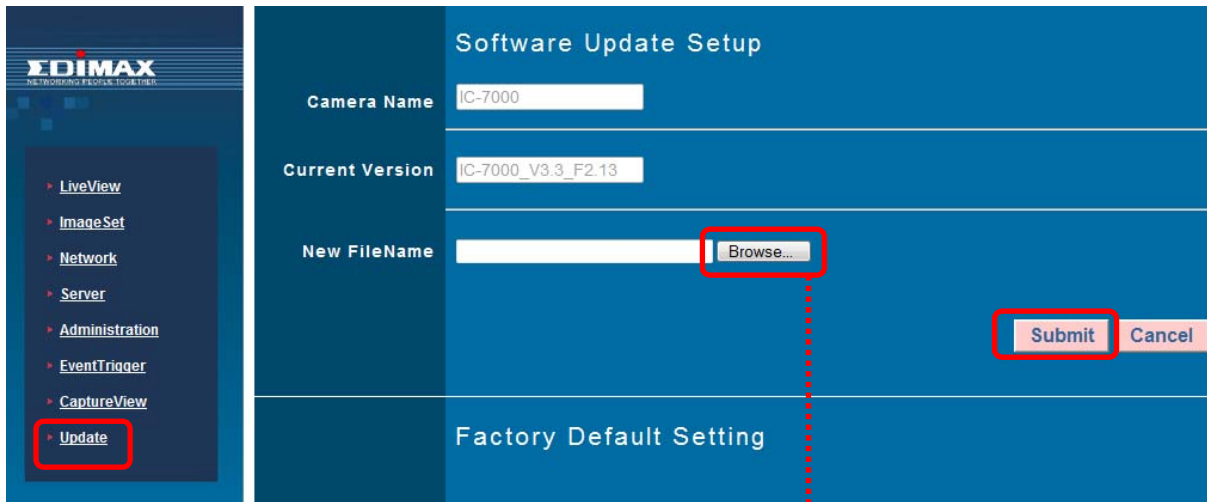


Type the IP address of your IC-7000.

3. Login to the IC-7000. Default User name is admin (all lowercase), Password is 1234. Click OK.



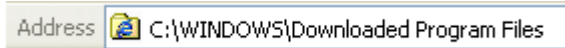
- Click on **Update**. Then, click **Browse** to select the firmware file (IC-7000_V3.3_F2.13.bin). Then click **Submit**.



- Please wait until the firmware upgrade is completed.
- Then, reset the IC-7000 to factory default to allow the new firmware to take effect. To reset, press and hold the Reset button for 20 seconds with power on. (Please note that all current settings will be lost).
- After the reset, please setup the IC-7000 to your network again. (Configure the IP address, etc)

Step 2: Delete The ActiveX File

8. Click on **Start>My Computer**. Go to **C:\WINDOWS\Downloaded Program Files**.

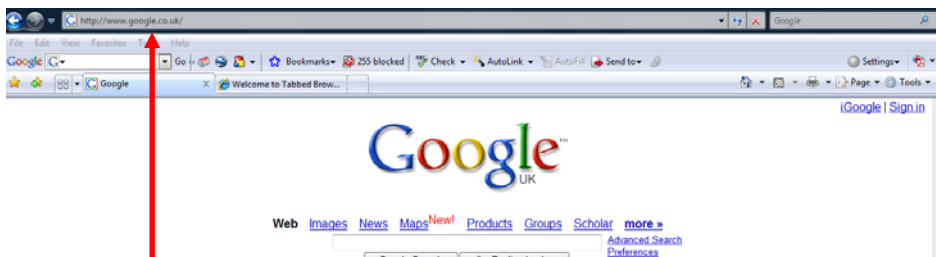


9. Delete the files, named **CSQ Object** and **CSQ2 Object**.

Program File	Status	Total Size	Creation Date	Last Accessed	Version
CSQ Object	Installed	220 KB	11/17/2006 3:35 ...	11/30/2007	1,0,0,63
CSQ2 Object	Installed	224 KB	3/20/2007 1:45 PM	11/30/2007	1,0,2,83

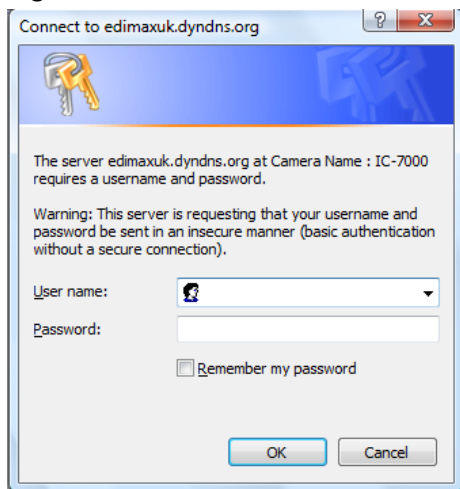
Step 3: Audio Recording Using the Internet Explorer

10. Open the Internet Explorer, at the address bar, type the IP address of your IC-7000 and press Enter.

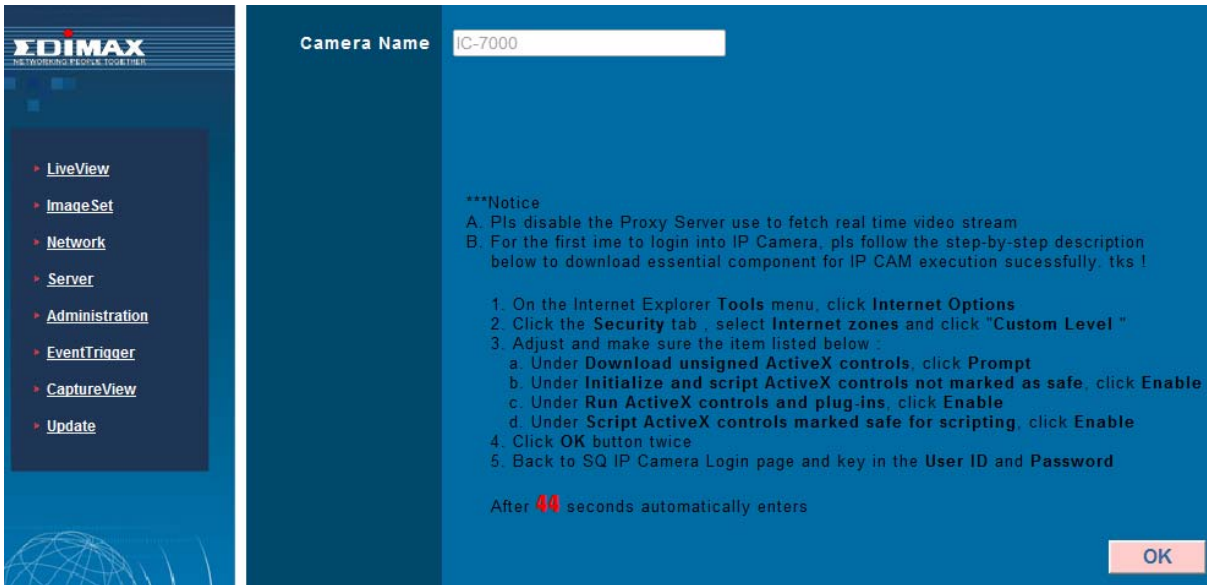


Type the IP address of your IC-7000.

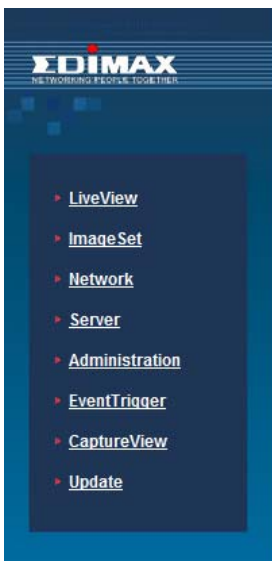
11. Login to the IC-7000. Default User name is admin (all lowercase), Password is 1234. Click OK.



12. Click OK.



13. Click Install to install the IC-7000 Software/ActiveX.



14. The firmware upgrade is completed. The Audio Recording function is now working in Windows XP.

